

# **OFFICE OF THE CONTROLLER OF EXAMINATIONS**

**JAMIA MILLIA ISLAMIA (A Central Univ)**

**NAAC Accredited Grade 'A'**

08 August 2018

## **ADMISSION NOTICE**

**Key challenge by the Applicant**


**M.Tech (Energy Science),**

**M.Tech (Computational Mathematics)**

The Candidates appeared in the Admission Test of M.Tech (Energy Science) and M.Tech (Computational Mathematics), held on 05<sup>th</sup> Aug 2018 can challenge the key of Multiple Choice Questions of the admission test paper from **09 Aug 2018 to 10 Aug 2018 using their online portal of admission form.**

The response of key challenges will be published on 13<sup>th</sup> Aug 2018 on admission result page at [www.jmicoe.in](http://www.jmicoe.in)

The procedure to submit key challenge is given from the next page.

  
(Dr. A.A.A. Faizi)  
Controller of Examinations  
Controller of Examinations  
Jamia Millia Islamia  
(Central University)  
New Delhi-110025

## Step1 Log in to your account from [www.jmicoe.in](http://www.jmicoe.in)



جامعہ ملیہ اسلامیہ  
جامیہا میللیا اسلامیہ

JAMIA MILLIA ISLAMIA  
A CENTRAL UNIVERSITY  
JAMIA MILLIA ISLAMIA Entrance Test

Welcome to JAMIA MILLIA ISLAMIA

### Quick Tips

#### IMPORTANT INSTRUCTIONS FOR CANDIDATES BEFORE APPLYING ONLINE

JAMIA MILLIA ISLAMIA

Last Date to fill Online form extend to 20 July 2018. Admission Test will be held on 05 Aug 2018

Form Edit Notification - 2018-19 [Click Here](#)  
Admission Notification - 2018-19 [Click Here](#)  
Brochure M.Tech Energy Science [Click Here](#)  
Brochure M.Tech Computational Maths [Click Here](#)  
Notification M.Tech Computational Maths [Click Here](#)

Keep the following items in your hand before applying :

#### Applicant Login



New user?

REGISTER YOURSELF

Existing user?

Sign In

## Step2 Click on Answer Key Checking



جامعہ ملیہ اسلامیہ  
جامیہا میللیا اسلامیہ

Dashboard

Application Form(s)

Preview Form

Make Payment

4



Print Form

6



Answer keys Checking

7



Admit Card

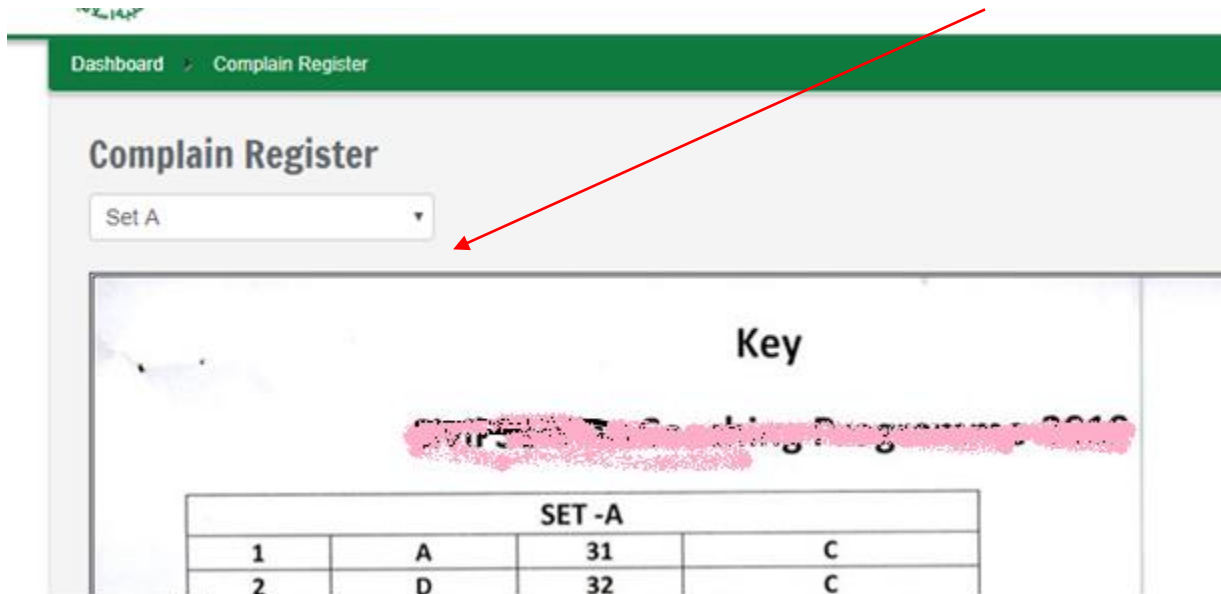
8

9

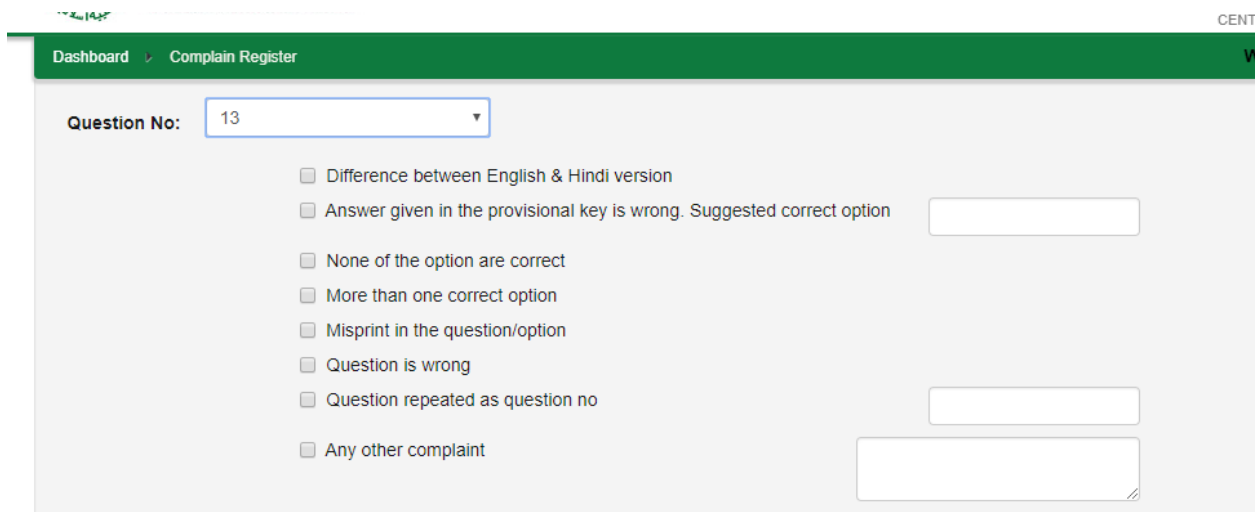
Click Here

### **Step3: Select Set of Question paper**

**Click Here**



### **Step 4: Select Question No whose key to be challenged and select the options given**



## Step 5: Press the Submit Button and Then press the payment button.

Dashboard > Complain Register

[Submit](#)

**Complainant:**

Registration Number : ~~JIV~~ 1

Name : ~~D~~

Question	Type of Problems
18	More than one correct option
8	Question is wrong
8	Question repeated as question no
8	Any other complaint

**Amount to be paid Rs.500 to Submit Answer key & Complain Register**

[Payment](#)

### Note:

- A maximum 5 keys can be challenged by one candidate.
- A Candidate has to pay Rs.500/- for challenging the Key.